

The Palladio Door Collection

Palladio Door Security Video
Palladio Door Manufacturing Video
and to see the full Range
Log onto

www.PalladioCollection.com





Profile Developments



Entrance Doors

Dear Customer,

We are proud to present our new composite door. We think you will agree that it has been worth waiting for. It is by a long measure, in our opinion, the finest composite door on the market today. In ten years research and development we have left no stone unturned in our quest for the perfect product.

Our approach to this was innovative and radical. The composition of the door differs from all others in its MONOCOQUE structure. This structure gives it a massive strength-to weight ratio and is protected in Europe by patent number 1766176 (Patents in the USA and Canada pending). Apart from the monocoque design there are a lot of other innovative features to this door. For instance, we have designed and manufactured a hinge exclusively for this door, so it is visually concealed unlike the more commonly used flag hinge, which is unsightly. Our glazing system with beads that look like wood is also very attractive. As is evident from the following pages, our wood grain finish is superb, due to the fact that all our tooling is made in house. In a very unique process we replicate exactly the finish of a real oak door, 100% true to the original. Another feature of the door is its excellent U value rating of 0.205 as tested by the "Lambda" testing method.

In addition to this, all our glass is triple glazed and we use edgetech warm edge seals for the lowest U value possible of 0.7 .

We are dedicated to the pursuit of excellence and service to our loyal customers. We take this opportunity to thank you for your continued support. When we say the customer is king it is not an empty platitude, - we mean it!

Profile Developments

CD INDEX

DOOR	GLASS	PAGE
Georgian CD solid	TG5	1/2
Paris CD	TG70, TG71, TG72, TG73	3
London/Rome CD	TG80, TG81, TG90, TG91	4
Edinburgh CD	TG100, TG101, TG102, TG103	5/6
Georgian CD 2	TG7, TG8, TG9, TG10, TG11,TG12	7/8
San Marco CD	TG13, TG14, TG15, TG16	9/10/11/12
Classic Victorian 3	TG55, TG56	13/14
Classic Victorian 4	TG54	15
Classic Victorian 3/Victorian Solid	TG56, TG57	16
Palermo CD	TG21, TG22, TG23, TG24, TG104, TG110	17/18/19
Bordeaux CD	TG26, TG27, TG28, TG29	21/22
Cairo CD	TG53, TG63, TG64, TG65	23/24
Sunbeam 1 CD	TG35, Georgian Bar, TG37, TG38 TG39, TG40	25/26
Sunbeam 2 CD	TG36, TG41, TG42, TG43, TG44	25/26
T&G Solid CD	TG66, TG67, TG68, TG69	27
T&G CD	TG45, TG46, TG47, TG48, Georgian Bar	28
San Tiago CD	TG59, TG60, TG61, TG62	29
Carthage CD	TG49, TG51, TG52	30
Sidepanels & Accessories		31/32
Speciafications		33

Profile Developments

As demonstrated below should you get tired of your door colour, it can be painted a new colour and still retain its woodgrain character. Due to the stability of the surface, paint will not crack or peel, and therefore should last for years.

The picture on the right shows a solid oak door model, from which an exact replica tool will be produced using our unique in-house tool-making facility.

This is truly a marriage of new technology and old craftsmanship producing a tool with exquisite detail.





Automated state of the art stacking system



Door manufacturing plant



Advanced robotics manufacturing



CNC routing machine



Door after routing operation



*Door Type - Georgian CD Solid
Glass Type - TG5
(Min. Glass Width 360 mm)*







Door Type - Paris

Glass Type - TG73

(Min. Glass Width 170 mm)



Glass Type - TG70
(Min. Glass Width 240 mm)



Glass Type - TG71
(Min. Glass Width 170 mm)

Please Note - All doors on this page available with spy view only



Door Type - Paris

Glass Type - TG72

(Min. Glass Width 240 mm)



Door Type - London

Glass Type - TG80

(Min. Glass Width 240 mm)



Door Type - London

Glass Type - TG81

(Min. Glass Width 170 mm)

Please Note - All doors on this page available with spy view only

Door Type - Rome

Glass Type - TG91


(Min. Glass Width 180 mm)



Door Type - Rome


Glass Type - TG90

(Min. Glass Width 170 mm)

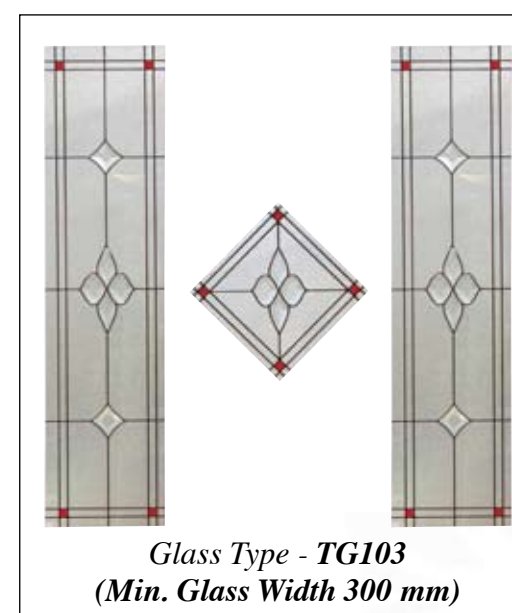





Door Type - Edinburgh
Glass Type - TG100
(Min. Glass Width 280 mm)




Door Type - Edinburgh
Glass Type - TG102
(Min. Glass Width 200 mm)



Glass Type - TG103
(Min. Glass Width 300 mm)



Glass Type - TG101
(Min. Glass Width 290 mm)





Door Type - Georgian CD2

Glass Type - TG7

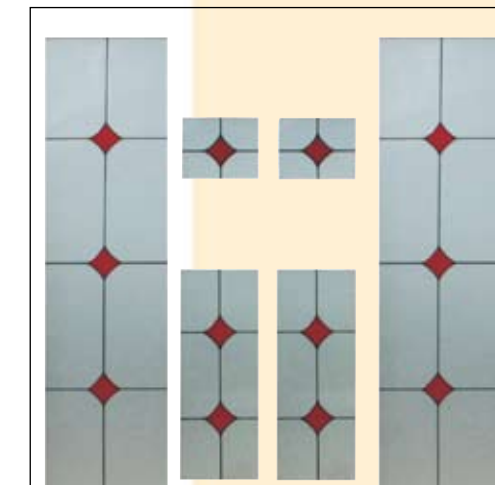
(Min. Glass Width 240 mm)



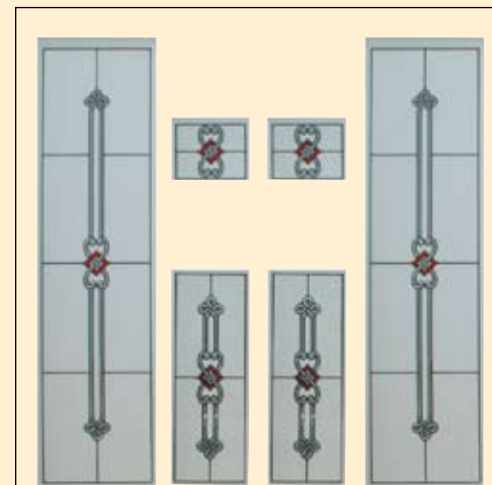
Door Type - Georgian CD2

Glass Type - TG8

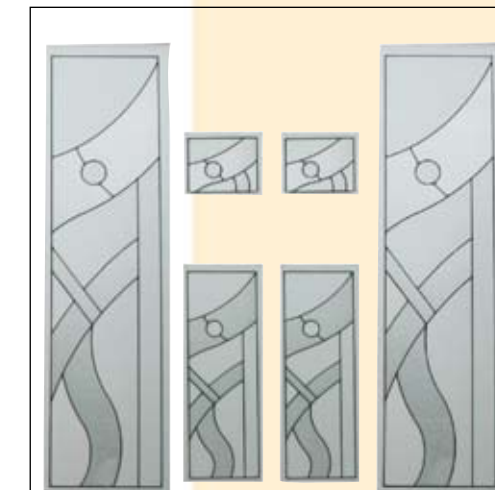
(Min. Glass Width 200 mm)



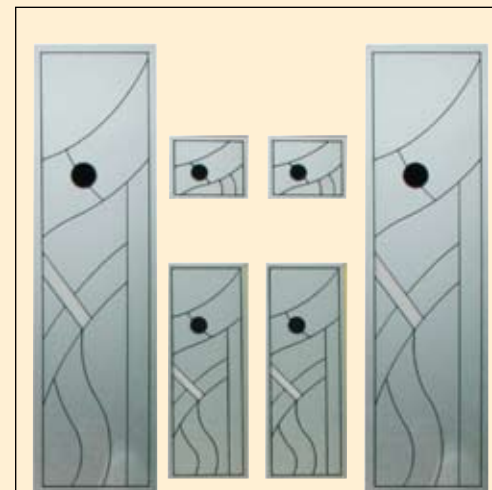
Glass Type - TG9
(Min. Glass Width 200 mm)




Glass Type - TG10 Satinized
(Min. Glass Width 230 mm)



Glass Type - TG11 Satinized
(Min. Glass Width 360 mm)



Glass Type - TG12
(Min. Glass Width 360 mm)



A fine example of our satinized glass for doors and sidelights. This product is produced in-house and is quite unique in its crystal-like appearance as is evident in the picture on the left.




Door Type - **San Marco CD**
Glass Type - **TG13 Satinized**
(Min. Glass Width 360 mm)




Door Type - **San Marco CD**

Glass Type - **TG14**


(Min. Glass Width 240 mm)



Glass Type - **TG15**
(min. Glass Width 200mm)

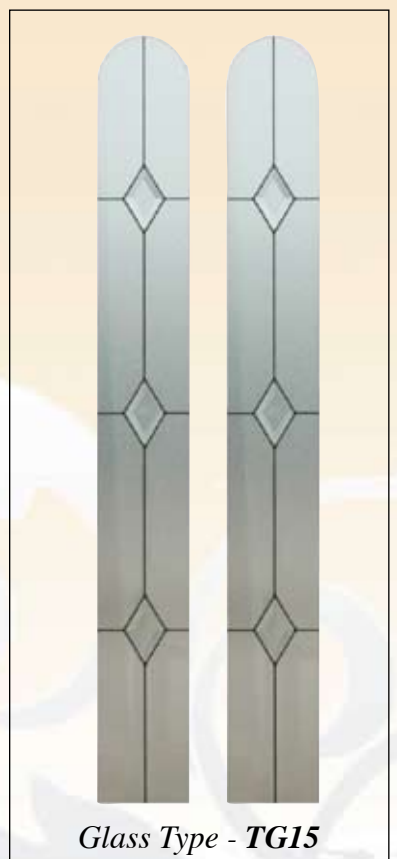
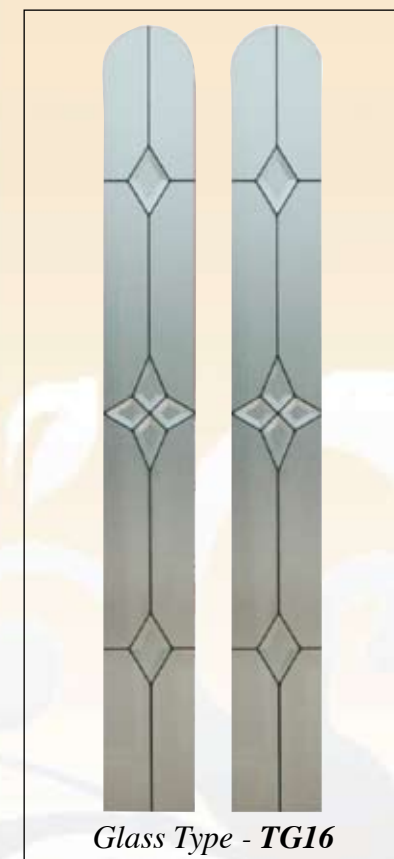




Glass Type - **TG16**
(min. Glass Width 280mm)





Door Type - *San Marco CD*
Glass Type - *TG13 Satinized*





*Door type - Classic Victorian 3 with TG55 glass Sidelight glass TG56
(Min. Glass Width 230 mm)*



*Double door type - Classic Victorian 4
Glass type - TG 54 Satinized
(Min. Glass Width 230 mm)*



*Double door type - Classic Victorian Solid Glass type - TG 56
(Min. Glass Width 230 mm)*

Our classic victoria double door set is the latest addition to our composite door collection. As you can see it is beautifully proportioned and is the perfect solution for anyone looking for wide access. A pair of these doors in your home makes a real statement, they are truly impressive. We have gone to a great length to ensure an authentic look. The detail of the woodgrain is perfect, for instance we do not use a plant on mullion as used in the uPVC door which always looks like a compromise solution. No, these pair of doors are a faithful reproduction of wooden doors but of course, without the attendant drawbacks associated with wood. With these doors you just fit and forget in the sure knowledge you are guaranteed by the country's largest composite door manufacturer.



*Double door type - Classic Victorian 3
Glass type - TG 57 Satinized
(Min. Glass Width 230 mm)*






Door Type - Palermo CD
Glass Type - TG110
(Min. Glass Width 230 mm)



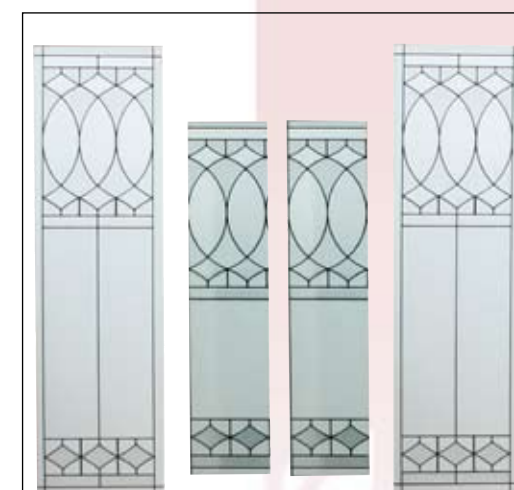
Door Type - Palermo CD
Glass Type - TG22
(Min. Glass Width 360 mm)



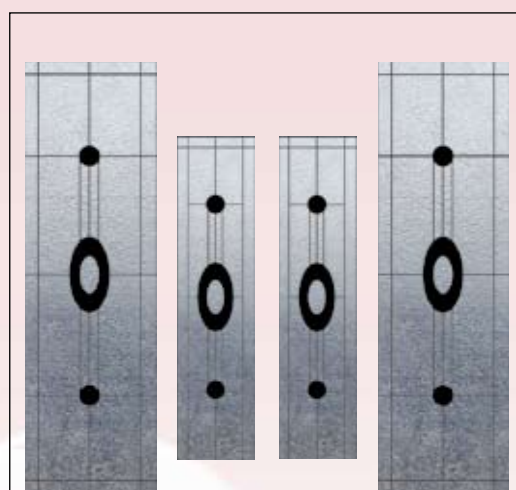
Door Type - Palermo CD
Glass Type - TG23
(Min. Glass Width 280 mm)




Glass Type - TG24
(Min. Glass Width 360 mm)



Glass Type - TG21 Satinized
(Min. Glass Width 360 mm)




Glass Type - TG104
(Min. Glass Width 360 mm)





Door Type - Palermo CD

Glass Type - TG24

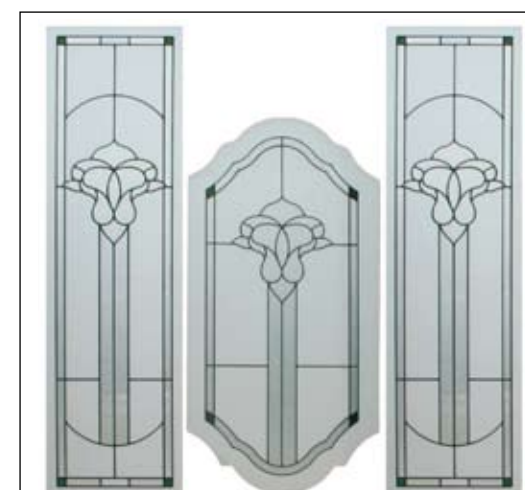




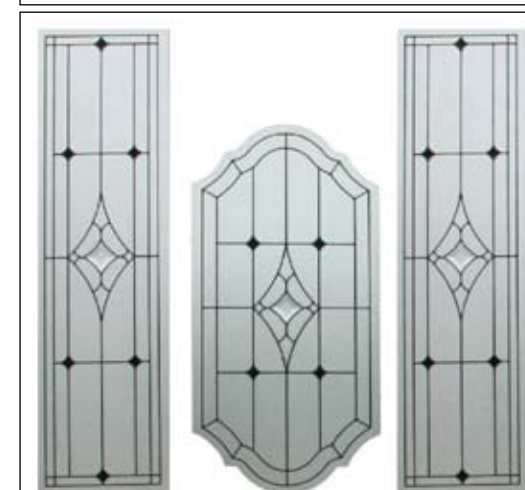
Door Type - **Bordeaux CD**

Glass Type - **TG26**

(Min. Glass Width 360 mm)



Glass Type - **TG27**
(Min. Glass Width 200 mm)



Glass Type - **TG28 Satinized**
(Min. Glass Width 360 mm)




Door Type - **Bordeaux CD**

Glass Type - **TG29**

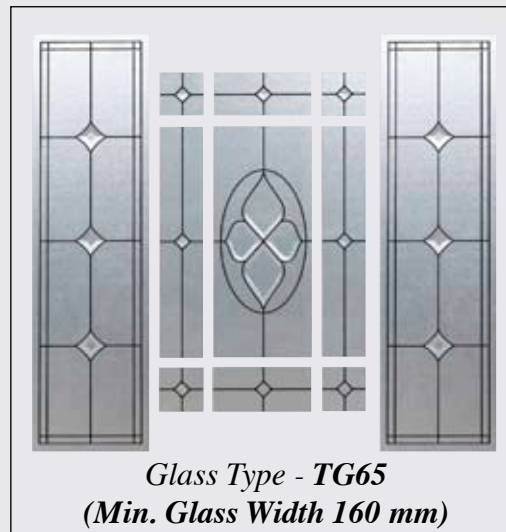
(Min. Glass Width 242 mm)




Door Type - *Cairo* Glass Type - *TG63 Satinized*
(Min. Glass Width 160 mm)



Glass Type - *TG64*
(Min. Glass Width 160 mm)




Glass Type - *TG65*
(Min. Glass Width 160 mm)



Glass Type - *TG63*
(Min. Glass Width 160 mm)



Door Type - *Cairo* Glass Type - *TG53 Satinized*
(Min. Glass Width 160 mm)





Door Type - *Sunbeam 1 CD*

Glass Type - *TG35*

(Min. Glass Width 220 mm)



Door Type - *Sunbeam 2 CD*

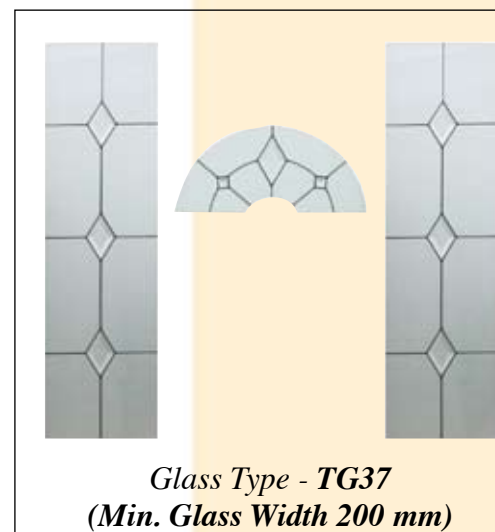

Glass Type - *TG36 Satinized*

(Min. Glass Width 230 mm)

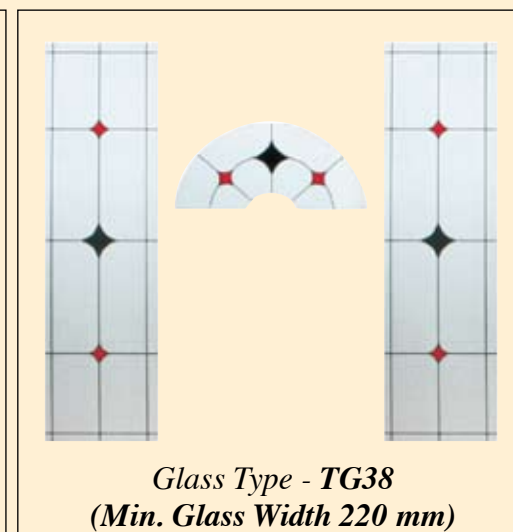


Door Type - *Sunbeam 1 CD*

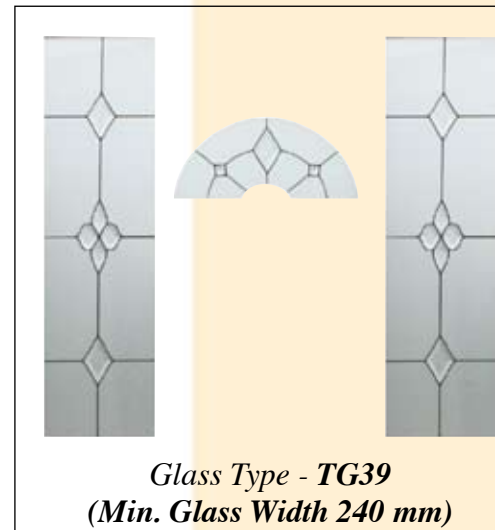
Glass Type - *GEORGIAN BAR*



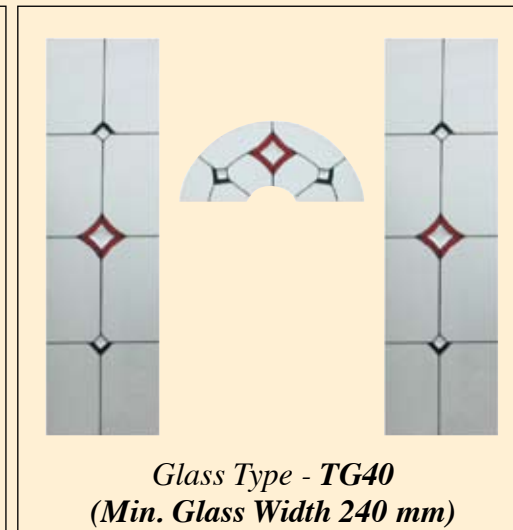
Glass Type - *TG37*
(Min. Glass Width 200 mm)



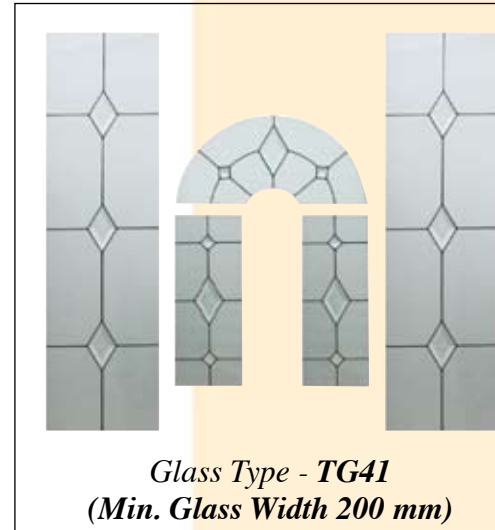
Glass Type - *TG38*
(Min. Glass Width 220 mm)



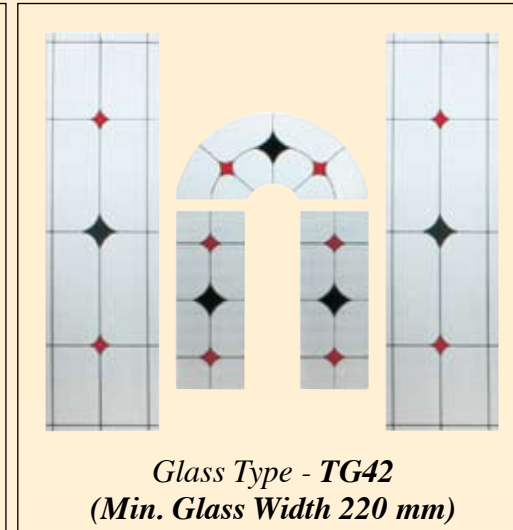
Glass Type - *TG39*
(Min. Glass Width 240 mm)



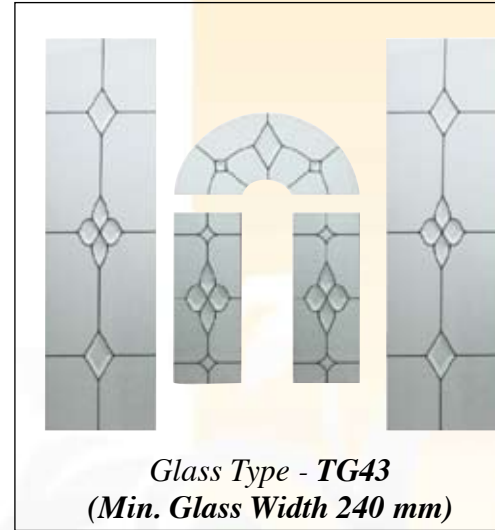
Glass Type - *TG40*
(Min. Glass Width 240 mm)




Glass Type - *TG41*
(Min. Glass Width 200 mm)



Glass Type - *TG42*
(Min. Glass Width 220 mm)



Glass Type - *TG43*
(Min. Glass Width 240 mm)



Glass Type - *TG44*
(Min. Glass Width 240 mm)




*Please Note - T&G Solid
available only with Viewer or
Door Knocker with Viewer*



*Door Type - T&G Solid Glass Type - TG66
(Min. Glass Width 240 mm)*



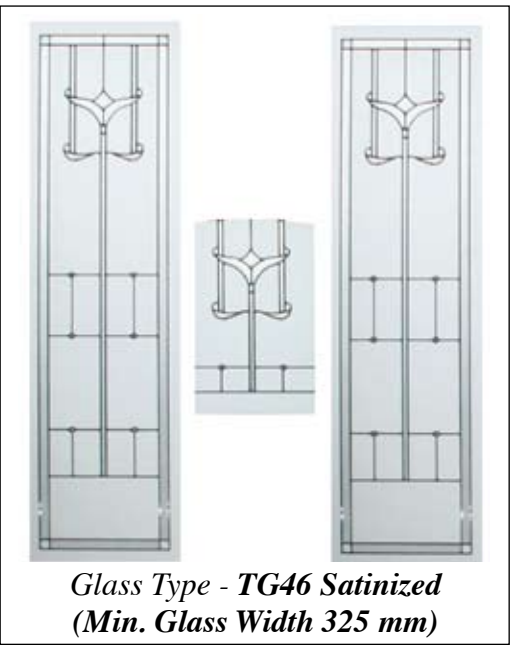
*Glass Type - TG67 Satinized
(Min. Glass Width 230 mm)*




*Glass Type - TG69
(Min. Glass Width 240 mm)*



*Door Type - T&G CD Glass Type - TG45
(Min. Glass Width 300 mm)*



*Glass Type - TG46 Satinized
(Min. Glass Width 325 mm)*



*Glass Type - TG47
(Min. Glass Width 325 mm)*




*T&G Light Oak.
This door demonstrates
our distinctive woodgrain
effect.*



*Door Type - T&G CD Glass Type - TG48
(Min. Glass Width 300 mm)*



*Door Type - T&G Solid
Glass Type - TG68
(Min. Glass Width 220 mm)*






Door Type - San Tiago

Glass Type - TG59

(Min. Glass Width 240 mm)



Glass Type - TG60
(Min. Glass Width 280 mm)



Glass Type - TG61 Satinized
(Min. Glass Width 360 mm)



Door Type - Giza

Glass Type - TG62

(Min. Glass Width 360 mm)



Door Type - Carthage CD

Glass Type - TG52

(Min. Glass Width 360 mm)


On the left above we have a fine example of a large cluster showing all its facets. Pictured below are some single bevels and small clusters to choose from.



Glass Type - TG51
(Min. Glass Width 242 mm)



Glass Type - TG49
(Min. Glass Width 320 mm)



Accessories



This photograph shows the exquisite detail of the woodgrain effect on this door.

Obscure Glass



Stippolyte



Minster



Door Type - Naples CD

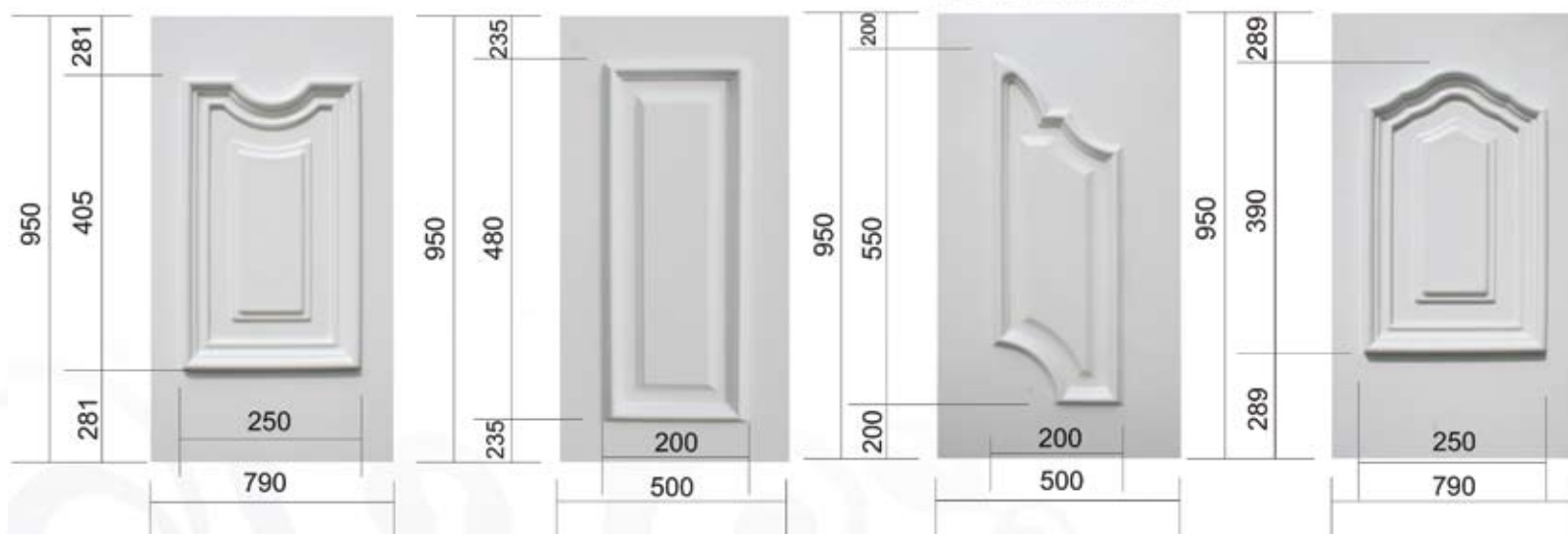
Side panels

½ Pompeii CD

½ Glin CD

½ LH Bordeaux CD
½ RH Bordeaux CD

½ Carthage CD



Door Type - Giza

Threshold Options



Stormguard Low Aluminium Threshold

Distance from bottom of door leaf to bottom of threshold - 20mm



AMS Low Aluminium Threshold

Distance from bottom of door leaf to bottom of threshold - 38mm



82mm uPVC Full Frame Threshold

Distance from bottom of door leaf to bottom of threshold - 53mm



56mm uPVC Low Threshold

Distance from bottom of door leaf to bottom of threshold - 27mm

Door Furniture - black, chrome, gold



Specifications

Composite	65mm fibreglass reinforced Monocoque Composite Door, Patented Design protected in Europe by patent no 1766176, Canadian and US Pending		
Door Colours	White, Cream, Red, Blue, Green, Bog Oak, Yellow, Rosewood and Light Oak		
Double Rebate	Double rebate using two seals achieving Excellent draught proofing		
Single Door Slab Size	Min. 782 mm x 1855 mm Max. 910 mm x 2095 mm <i>Please Note: with low AMS Aluminium. threshold, max height 2186mm, min 1946mm with low stormguard threshold, max height 2168mm, min 1923mm With 56mm uPVC threshold, max height 2175mm, min 1935mm</i>	Single Door With Frame Min. 888 mm x 1961 mm Max. 1016 mm x 2201 mm	
Double Door Slab Size	Min. 1085 mm x 1850 mm Max. 1465 mm x 2095 mm <i>Please Note: Low Alu, threshold not available. With 56mm uPVC threshold, max height 2175 mm, min 1935 mm</i>	Double Door With Frame Min. 1190 mm x 1956 mm Max. 1570 mm x 2201 mm	
U Value rating	Door body U Value - 0.205, Triple glaze U value - 1.1, combined U value - 0.64 Solid Door U Value including frame - 0.85 / Glazed Door U Value including frame - 0.98		
Glazing beads	Designed to be removed internally		
Triple Glazing	Triple glazed units using warm edge, available in all doors. Backing glass, available as standard in Clear, Cotswold, Minister, Stippolite and Flemish. * other obscure glass available optional extra (time delay). Please note Pompeii, Carthage and Bordeaux available double glazed with Georgian bar only. All satinized triple glazed units available with clear glass only.		
Lock type Security rating	2 hook 2 shootbolt 2 roller and deadlatch PAS 23/24 APPROVED AND SECURED BY DESIGN		
Door numerals	Supply only available 0-9 Gold, Black and Chrome colour		
Warning	In the event of a door being fitted behind a Glazed Patio Door, the area needs to be well vented to prevent the excessive build up of heat.		
Hardware	High quality handle, letter plate, door knocker solid or with spyview MANUFACTURED TO BS 7412		
Hardware Colour	Gold, Black, Chrome and White		
Handle type	Lever / Lever	Lever / Pad	BS 7412 and BS 1670:1998
Hinge type	Rebated hinge available White, Caramel, Black and Cream		
PVC outerframe option extra*	60mm with galvanized steel reinforcing		
PVC outerframe & Sidelight colour	White, Cream, Red, Blue, Green, Bog Oak, Rosewood and Light Oak available using 28mm triple glazed sidelights		
Threshold	Extra strong - standard and low threshold available		

Please note, owing to the photographic and printing process used, colour may vary from the printed brochure.

With your security and safety in mind



Fig. 1



Fig. 2

Above all we are a design and innovation lead company, and this will always shine through in the finished product.

We start with the project design then manufacture the machine we require and finally manufacture the product

Figure 1 shows the oak pattern from which the final mould will be produced.

Figure 2 shows finished door from the original tooling.

Figure 3 is a good example of bad tooling design that lacks character.

On the other hand compare this to Figure 4 which you can judge for yourself.


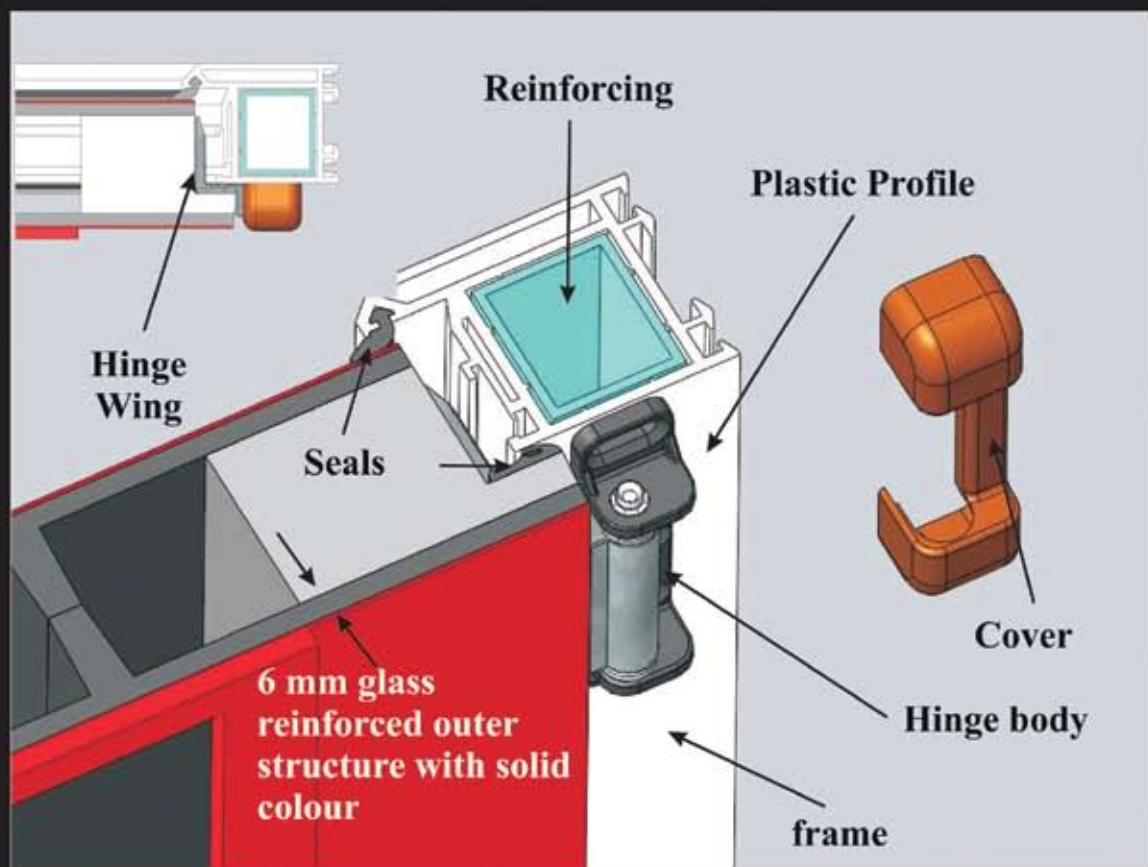


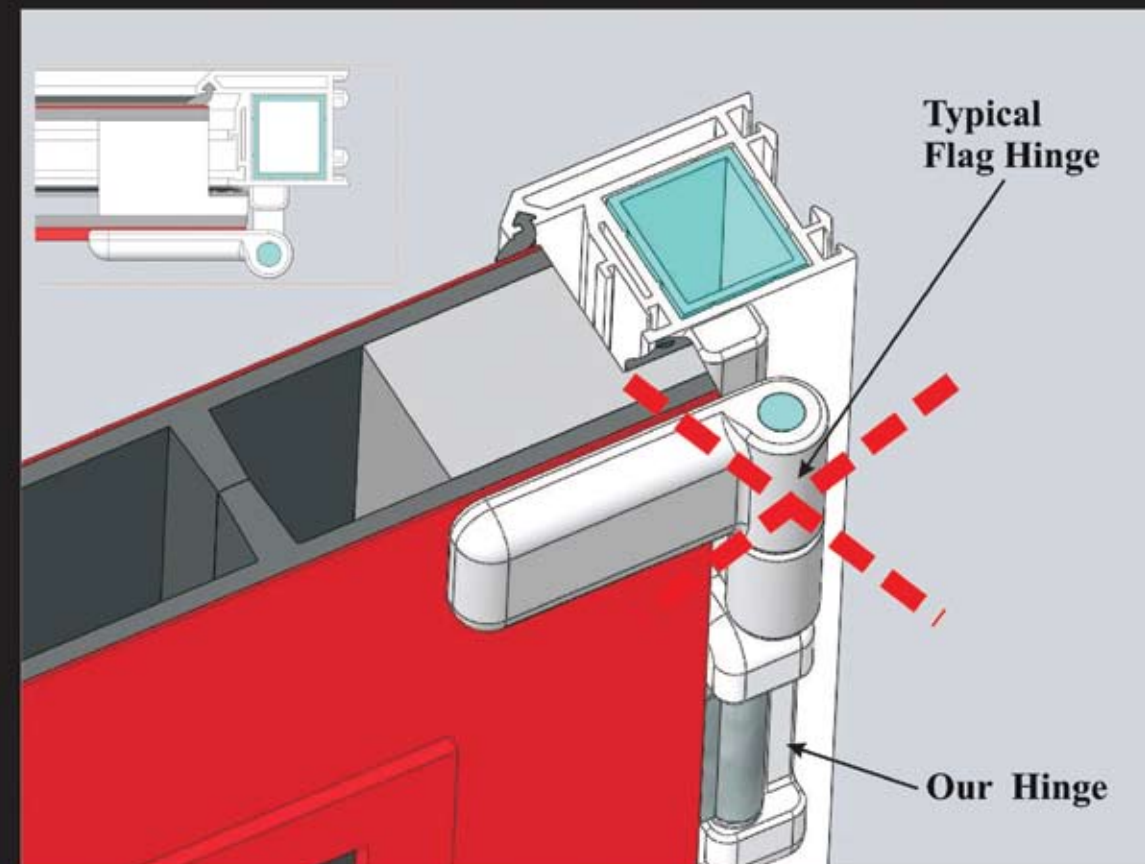
Fig. 3



Fig. 4



This 3D generated photo demonstrates the advantage of our unique hinge. As is evident from the above picture, this hinge is not attached to the outside of the door, and therefore enhances the appearance of the door, unlike a more conventional flag hinge - as seen on the right. Double seal and rebate.



Here you see our superior MONOCOQUE structure and the advantage it holds over its competitors as demonstrated on the opposite page.



The picture above shows conventional composite doors, comprised of two 2mm skins bonded to a foam core.



To dispel any lingering doubt you may have, we have carried out our own rudimentary test using a 4x4 vehicle.

Palladio Door Security Video
Palladio Door Manufacturing Video
and to see the full Range
Log onto

www.PalladioCollection.com





Profile Developments

GLIN, Co. LIMERICK, IRELAND.

Telephone: 00353-68-34312 (5 Lines) Fax: 00353-68-34492

Website: www.profiledevelopments.com - Email: info@profiledevelopments.com

© Profile Developments have design copyright on all panel designs and glasswork designs

Palladio Door Security Video
Palladio Door Manufacturing Video
and to see the full Range
Log onto

www.PalladioCollection.com

Distributed by:

